

IMT / Stason
Laboratories, Inc.
Visualizing Science & Medicine

PRICE LIST

Effective
May 1, 2011

IMT / Stason Laboratories, Inc.
11 Morgan
Irvine, CA 92618 USA
Phone: (949) 380-0360 ext 273
Fax: (949) 380-4345
e-mail: imt@stason.com www.microspheres.net

GUIDE TO OUR PRODUCTS

Interactive Medical Technologies, Ltd. ("IMT") is pleased to provide you with an expanded offering of quality, innovative products developed expressly for microsphere-based research in science and industry. The items included here represent our experience and commitment to your specialized needs since 1986.

IMT provides a complete line of products supporting non-radioactive regional blood flow measurement in a number of convenient packages.

CUSTOMER SALES AND SERVICE

IMT is committed to providing prompt, courteous and knowledgeable assistance to our customers. To assist you at every level of your purchasing requirements:

Sales and Technical Support

For pricing, product applications, quotations and technical information, contact:

IMT / Stason Laboratories, Inc.
11 Morgan
Irvine, CA 92618 USA
Phone: (949) 380-0360 Ext 273
Fax: (949) 380-4345
e-mail: imt@stason.com
www.microspheres.net
* Forms now available on-line

Ordering Information

Placement of purchase orders for items appearing in this Price List may be made by phone, fax, or mail. Order processing will commence only upon receipt of authorized purchase order or payment unless pre-arranged and approved.
Sorry, we do not accept credit cards!

TABLE OF CONTENTS

	<u>Page No.</u>
<u>NuFlow Hydro-Coat™ Microspheres</u> Properties of NuFlow Hydro-Coat Microspheres	2
<u>IPS Service</u> Investigator Partner Service provides complete in-house analytical laboratory services for researchers performing Regional Blood Flow studies with non-radioactive NuFlow Hydro-Coat™ Fluorescent Microspheres.	3
<u>Microsphere Recovery Reagents</u> Bottled processing reagents for the extraction and recovery of microspheres from blood and tissue samples.	5
<u>E-Z Trac Ultraspheres™</u> Colored microspheres of different sizes for manual, discrete counting or microscopic color image analysis to determine blood and fluid flow.	6
 CUSTOM PRODUCTS AND PACKAGING	
Charges for custom packaging, non-standard sizes of microspheres or products will be 40% over list for 1-4 units, and 30% over list for 5 or more units. Untested products will be priced separately on a "to be determined" basis. Please call for a quote.	

NuFLOW HYDRO-COAT FLUORESCENT MICROSPHERES

NuFlow Hydro-Coat™ Fluorescent Microspheres are non-radioactive fluorescent microspheres optimized for flow cytometric applications requiring precise size, dye emission and probe formulation integrity. For improvements in processing the microspheres have all been uniformly coated hydrophilic biocompatible oligimer using Ric Biotech& Trading Inc. coating technology. The choice for quantitative regional blood flow measurement using discrete particle-based analysis methods, NuFlow Hydro-Coat™ Fluorescent Microspheres are formulated to strict standards ensuring size uniformity of less than 5% CV, unique dye incorporation maximizing eight distinct fluorescent populations and chemical stability in most aqueous environments. Microspheres exhibit densities of approximately 1.05 g/ml and are supplied in 0.05% Tween 80/saline solution. NuFlow Hydro-Coat™ Fluorescent Microspheres are recommended for RBF measurement across all animal models and tissue types when used in conjunction with flow cytometer automated analysis equipment or IPS Service.

INVESTIGATOR PARTNER SERVICE – IPS

IMT maintains a full-service analytical laboratory (IPS) dedicated to assisting investigators executing experimental regional blood flow studies using safe, non-radioactive NuFlow Hydro-Coat™ Fluorescent Microspheres. IPS is ideal for those investigators doing limited studies, immediately addressing costly radioactive disposal, or seeking cost-effective RBF measurement alternatives. **For whatever need, IMT can assist you.**

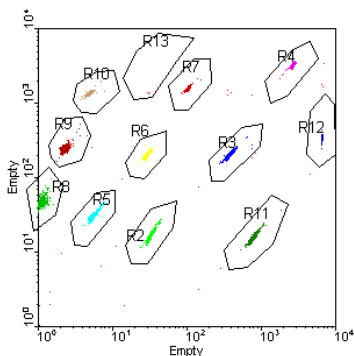
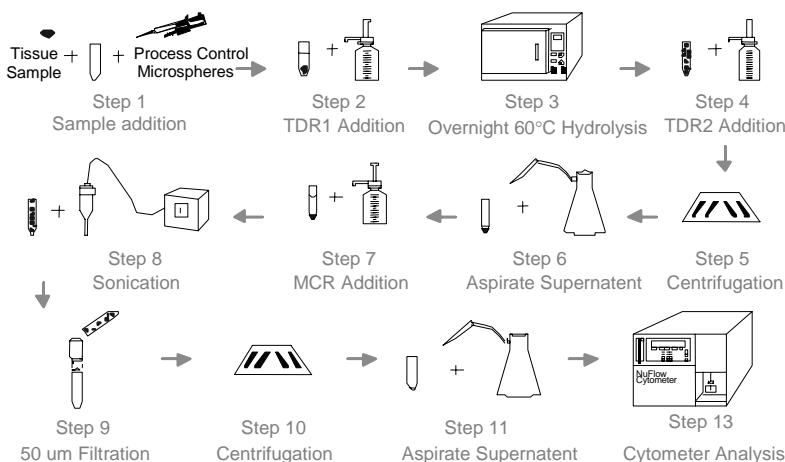


FIGURE: Yellow/Purple Fluorescence Dot Plot.

Each fluorescent microsphere counted by the flow cytometer generates values for yellow and purple fluorescence intensity. Each microsphere population is distinguished by elliptical regions-of-interest.

Recovery of Microspheres From Tissue and Blood samples



IPS Ordering Instructions:

The best procedure for ordering is to place one purchase order for the microspheres and shipping supplies and a second purchase order for the processing service and report at the time the samples are submitted for analysis. A “blanket” purchase order for both products and services can be submitted and IMT will bill for only the item completed.

1. Order the quantity and number of colors of NuFlow Hydro-Coat™ microspheres required:

For simplicity, microspheres can be ordered in kits (700-00X) or individually (65X-XXX). Each kit supports one or two (1 or 2) 10-20kg animal OR ten (10) rodent models.

NuFLOW™ Microspheres

Catalog Number	# of vials or Color	Total Spheres / Vial	Volume of Vial	Size / CV (µm)	Price
Kits					
700-001	1	5 million	2 mls	15.5 ± 0.42	\$59.00
700-002	2	5 million	2 mls	15.5 ± 0.42	\$118.00
700-003	3	5 million	2 mls	15.5 ± 0.42	\$177.00
700-004	4	5 million	2 mls	15.5 ± 0.42	\$236.00
700-005	5	5 million	2 mls	15.5 ± 0.42	\$295.00
700-006	6	5 million	2 mls	15.5 ± 0.42	\$354.00
700-007	7	5 million	2 mls	15.5 ± 0.42	\$413.00
700-008	8	5 million	2 mls	15.5 ± 0.42	\$472.00
Individual Vials					
651-115	FM1-Coral High	5 million	2 mls	15.5 ± 0.42	\$59.00
652-115	FM2-Purple High	5 million	2 mls	15.5 ± 0.42	\$59.00
653-115	FM3-Pink High	5 million	2 mls	15.5 ± 0.42	\$59.00
654-115	FM4-Yellow High	5 million	2 mls	15.5 ± 0.42	\$59.00
655-115	FM5-Coral Medium	5 million	2 mls	15.5 ± 0.42	\$59.00
656-115	FM6-Purple Medium	5 million	2 mls	15.5 ± 0.42	\$59.00
657-115	FM7-Pink Medium	5 million	2 mls	15.5 ± 0.42	\$59.00
658-115	FM8-Purple Low	5 million	2 mls	15.5 ± 0.42	\$59.00
651-015	FM1-Coral High	50 million	10 mls	15.5 ± 0.42	\$395.00
652-015	FM2-Purple High	50 million	10 mls	15.5 ± 0.42	\$395.00
653-015	FM3-Pink High	50 million	10 mls	15.5 ± 0.42	\$395.00
654-015	FM4-Yellow High	50 million	10 mls	15.5 ± 0.42	\$395.00
655-015	FM5-Coral Medium	50 million	10 mls	15.5 ± 0.42	\$395.00
656-015	FM6-Purple Medium	50 million	10 mls	15.5 ± 0.42	\$395.00
657-015	FM7-Pink Medium	50 million	10 mls	15.5 ± 0.42	\$395.00
658-015	FM8-Purple Low	50 million	10 mls	15.5 ± 0.42	\$395.00

Note: Additional sizes can be custom made to the order.

2. Order the Test Tubes and Shipping Materials (Not Required):

Order the number and size of tube required for your study using the following chart as a guide. (Note: Each sample submitted for analysis requires its own individual test tube). Customer can use their own tubes and shipping container as long as the test tubes are made with polypropylene and are sealed in zip-lock bags with the reference blood samples in their own individual zip-lock bags.

Shipping Materials

Catalog No.	Size	Description	Price - Per Unit
Test Tubes			
799-003	15 ml tube	Collagen tissue samples < 1.0 grams or (Intestine, skin, muscle, carina, trachea, pancreas, and connective) Non-Collagen tissue samples < 3.0 grams. (Brain, Kidney, Heart, Spleen, Lung)	\$0.75
799-004	50 ml tube	Collagen tissue samples > 1.0 grams or Non-Collagen tissue samples > 3.0 grams.	\$0.75
799-006	15ml Reference Blood Tube	Reference Blood and rinse volum less than 7 mls.	\$1.50
799-007	40ml Reference Blood Tube	Reference Blood and rinse volum less than >7 mls.	\$2.50
Shipping Container			
799-010	12x10x12 in.	Large Polyfoam container with carton. (Holds ~ 100 15ml tubes or 25 50ml tubes.)	\$13.00
799-011	12x10x9 in.	Small Polyfoam container with carton	\$8.00

3. Order sample analysis and reports:

Before sending samples to IMT, complete the **Experimental Data Sheet** for sample analysis and include a copy of the purchase order for the samples submitted using the table below. For Blanket orders, just reference the purchase order on the Experimental Data Sheet.

Tissue and Blood samples analysis fees

Tissue and Blood samples analysis fees

Catalog Number	Sample Size(grams)	Per Tube Price
799-001*	< 3 grams	\$19.50
799-002	>3 sampe <10 grams	\$29.50
799-008	>10 sample <20 grams	\$60.00
799-009	>20 grams	\$68.00

The tube processing component of the IPS program facilitates cost-effective extraction of microspheres from submitted samples and subsequent flow cytometer analysis.

* Includes Blood samples up to 50mls.

Report Fee (One per animal or set of submitted tissues)

Catalog Number	Delivery mode	Per Report Price
750-001	Standard	\$85.00

Report includes per sample: raw data counts, calculated total spheres, calculated RBF, calculated spheres/gram, and internal process control sphere data and statistics. Report is provided as a multi-page spreadsheet file by e-mail or mail in 10 to 15 working days.

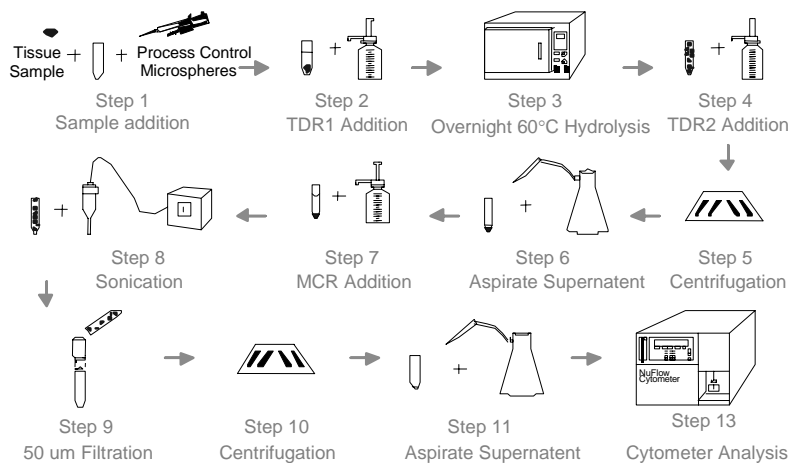
MICROSPHERE RECOVERY REAGENTS

IMT provides extensive, proven procedures for the extraction and recovery of non-radioactive microspheres from tissue and blood samples generated from Regional Blood Flow experiments. Using pre-formulated reagents in conjunction with the IMT Sphere Recovery Protocol, a set of sample specimens are easily prepared for RBF analysis in under two hours. Reagents are fully compatible with E-Z Trac Ultraspheres™ and NuFlow Hydro-Coat™ Fluorescent Microsphere products.

Packaged Reagents

Catalog No.	Description	Price per bottle
501-105	TDR 1 -- Tissue and Blood Digest Reagent 1 -- 250ml (Ground Only) Provides stage 1 alkaline digestion of sample specimens. Concentrated reagent supports approximately 100 2-g tissues.	\$75.00
501-106	TDR 2 -- Tissue and Blood Digest Reagent 2 -- 250ml Provides stage 1 diluent preceding sample centrifugation. Concentrated reagent supports approximately 100 2-g tissues.	\$75.00
501-107	MCR -- Microsphere Counting Reagent -- 250ml Utilized for re-suspension of recovered microspheres in preparation for counting microspheres. Concentrated reagent supports approximately 100 2-g tissues.	\$90.00
501-108	BHR -- Blood Hemolysis Reagent -- 250ml Optimized for hemolysis of reference blood specimens preceding sample centrifugation. Concentrated reagent supports approximately 25 reference specimens.	\$75.00
501-109	LER -- Lipid Emulsifier Reagent -- 1000ml Supplemental reagent optimized for the processing of specimen having high fat and lipid content (e.g., brain, spinal cord). Supports approximately 100 2-g samples.	\$75.00
552-001	50µm Pore Stainless Steel Strainer -- 5 units Reusable 50µm steel mesh filters specially adapted for 15 ml centrifuge tubes to pre-filter samples before flow cytometric counting.	\$20.00

Recovery of Microspheres From Tissue and Blood Samples



E-Z TRAC ULTRASPHERES™

Non-radioactive colored microspheres, Ultraspheres™, are optimized for methods requiring precise color formulation for discrete particle-based counting by light microscopy or microscopic color image analysis. Ultraspheres™ are formulated to strict standards ensuring size uniformity of less than 5% CV, dye incorporation maximizing color intensity, and chemical stability in most aqueous environments. Microspheres exhibit densities of approximately 1.05-g/ml and are supplied in 0.05% Tween 80 saline solution.

E-Z Trac Ultraspheres™

Catalog Number	# of vials or Color	Total Spheres / Vial	Volume of Vial	Size / CV (µm)	Price
15 µm Ultraspheres™					
401-115	Red	5 million	2 mls	15.5 ± 0.42	\$59.00
402-115	Green	5 million	2 mls	15.5 ± 0.42	\$59.00
403-115	Blue	5 million	2 mls	15.5 ± 0.42	\$59.00
404-115	Orange	5 million	2 mls	15.5 ± 0.42	\$59.00
405-115	Coral	5 million	2 mls	15.5 ± 0.42	\$59.00
406-115	Violet	5 million	2 mls	15.5 ± 0.42	\$59.00
407-115	Yellow	5 million	2 mls	15.5 ± 0.42	\$59.00
408-115	Black	5 million	2 mls	15.5 ± 0.42	\$59.00
401-015	Red	50 million	10 mls	15.5 ± 0.42	\$395.00
402-015	Green	50 million	10 mls	15.5 ± 0.42	\$395.00
403-015	Blue	50 million	10 mls	15.5 ± 0.42	\$395.00
404-015	Orange	50 million	10 mls	15.5 ± 0.42	\$395.00
405-015	Coral	50 million	10 mls	15.5 ± 0.42	\$395.00
406-015	Violet	50 million	10 mls	15.5 ± 0.42	\$395.00
407-015	Yellow	50 million	10 mls	15.5 ± 0.42	\$395.00
408-015	Black	50 million	10 mls	15.5 ± 0.42	\$395.00
Varios sizes of Ultraspheres™					
40x-003 - 40x-006	* Select color from table.	500 million	10 mls	inquire	\$395.00
40x-010 - 40x-015	* Select color from table.	50 million	10 mls	inquire	\$395.00
40x-020	* Select color from table.	20 million	10 mls	inquire	\$395.00
40x-025	* Select color from table.	10 million	10 mls	inquire	\$395.00
40x-050	* Select color from table.	2 million	10 mls	inquire	\$395.00
40x-0100	* Select color from table.	100,000	10 mls	inquire	\$395.00
40x-0200	* Select color from table.	25,000	10 mls	inquire	\$395.00
40x-0300	* Select color from table.	10,000	10 mls	inquire	\$395.00

Note: E-Z Trac UltraKits have been discontinued. Individual parts of the UltraKits can still be purchased separately.

x =	1	Red
	2	Green
	3	Blue
	4	Orange
	5	Coral Red
	6	Violet
	7	Yellow
	8	Black
	9	White

TERMS AND CONDITIONS

Prices and Quotations

All quotations issued for the supply of products and services shall remain open for acceptance for the period stated in the quotation, or if none is stated, for thirty days. In all other cases, prices shall be those in effect upon shipment or performance. All prices quoted shall be exclusive of sales tax, retailers' occupation taxes and any other taxes or custom or excise duties required. Reimbursement or charge for these items at applicable rates is understood. All prices are subject to change without notice.

Payment

Unless otherwise agreed in writing, payment of all invoices shall be made in full in U.S. dollars no later than thirty days from the date of invoice to: **Interactive Medical Technologies, Ltd.** In the event of delay of payment, the company reserves the right to suspend deliveries and/or cancel any outstanding obligations in effect and levy a service charge to cover administrative and other associated costs in relation to overdue accounts at the rate of the lesser of 2% per month on all unpaid amounts or the maximum percentage permitted by applicable law.

Standing Orders

Orders received on pre-arranged blanket, standing or group basis for the supply and delivery of fixed goods or services at stated intervals and/or quantities as advised by the Customer shall constitute a single contract. All such orders, once accepted, are subject to cancellation by IMT without liability on giving thirty days prior written notice or without notice in any event of payment non-performance. The Customer shall only be entitled to cancel such orders on giving one month's prior written notice and after repayment of the amount of any discount or special price reduction from which the Customer has benefited up to the cancellation date.

Delivery and Acceptance

Unless otherwise agreed in writing, delivery shall take place when the products are passed to the carrier or shipping agent or to the customer's representative. In cases where the company is involved in the installation of equipment, the customer shall allow authorized representatives proper access to the site during and following the installation period. The equipment shall be regarded as accepted when it has been demonstrated to be in proper working order. All other products shall be inspected within seven days of receipt after which time will constitute acceptance of product. Unless otherwise agreed in writing, delivery shall be handled on an F.O.B. Ship Point basis with shipping charges included in the final invoice.

Warranty, Repair and Return

All product warranties, expressed or implied, are supplied with delivery and/or installation materials and are on file with IMT. The warranties of the company are expressly in lieu of any other warranties, guarantees, conditions, obligations or liabilities, which may be expressed or implied by the company or its representatives. All statutory and implied warranties or conditions including warranties of merchantability and fitness for a particular purpose, and other than title, are hereby expressly negated and excluded. Repair and/or return of products for any reason shall require written authorization prior to acceptance by IMT or its agent(s).